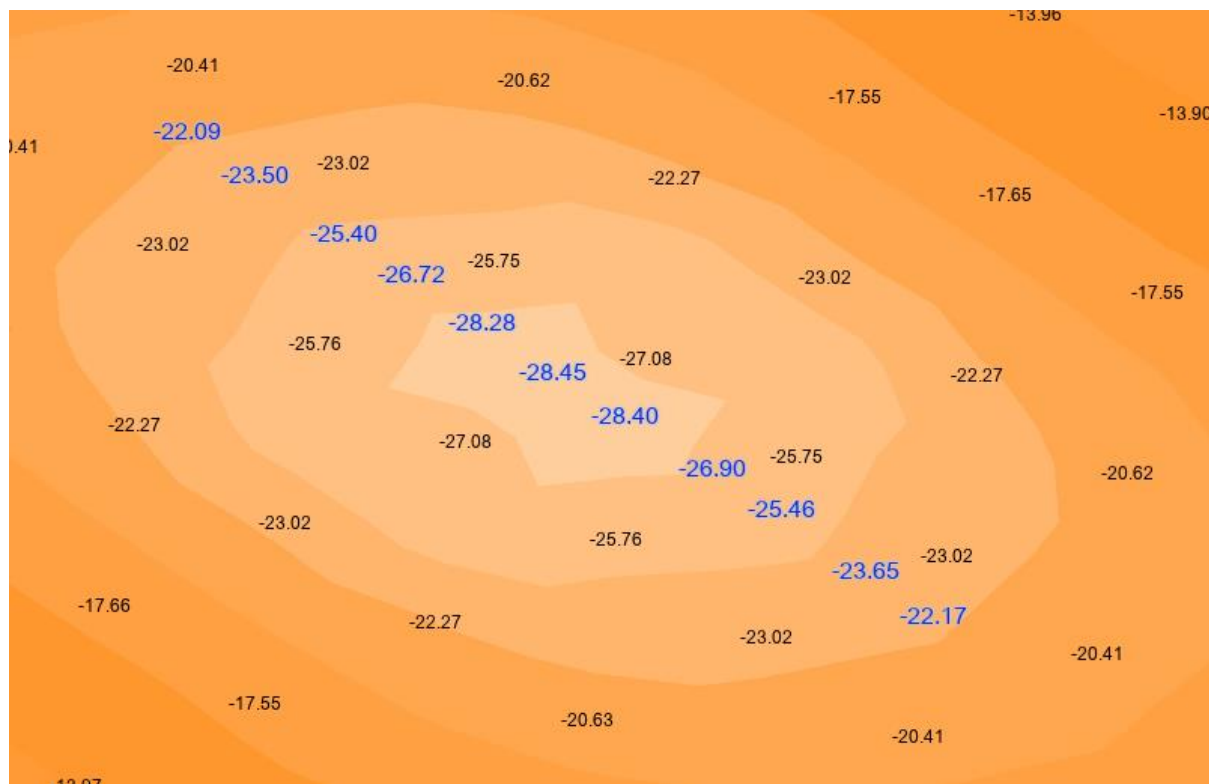


Effet d'un décalage de la charge de 0.125 m en X (longitudinal) : ne change pratiquement rien.



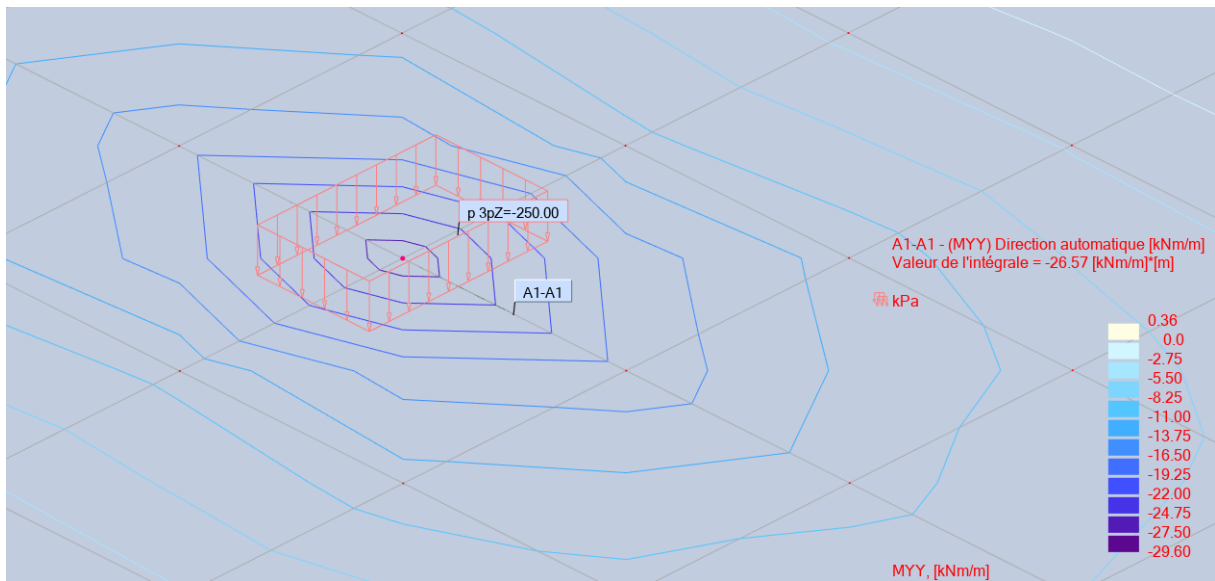
My, lissé sur 1.00 m -> My=26.6 kN.m/m

My, lissé sur 0.50 m -> My=28.0 kN.m/m

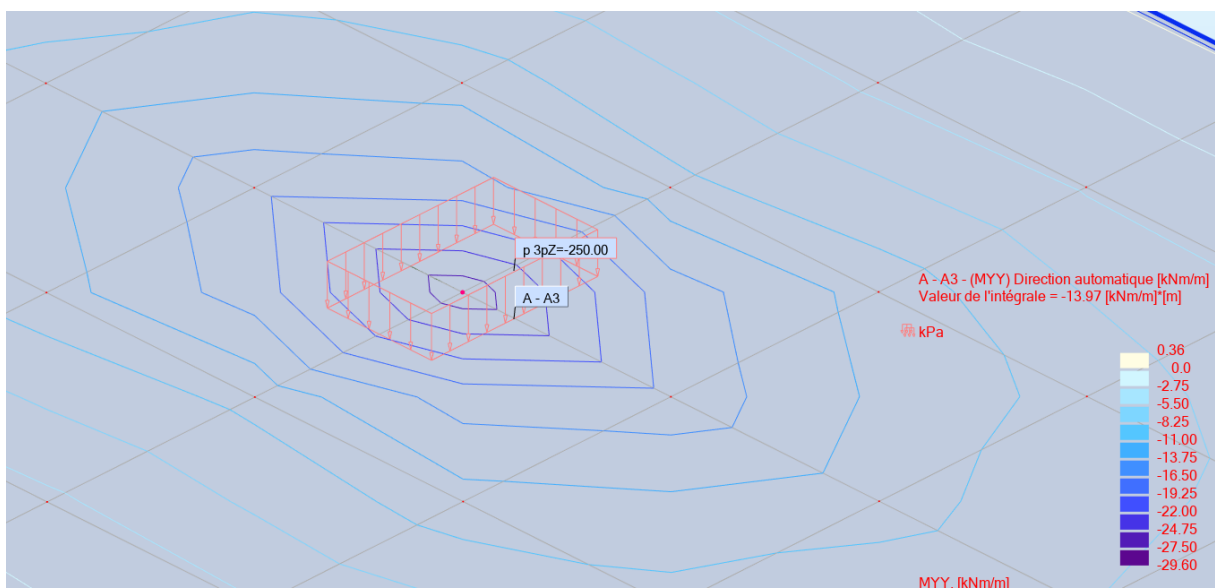
Ces valeurs sont quasi identiques au cas sans décalage.

Moment transversal Myy (kN.m/m)			
28.45	1.00	28.45	
28.35	2.00	56.70	
26.70	2.00	53.40	
25.40	2.00	50.80	
23.55	1.00	23.55	
	8.00	212.90	26.61
28.45	1.00	28.45	
28.35	2.00	56.70	
26.70	1.00	26.70	
	4.00	111.85	27.96

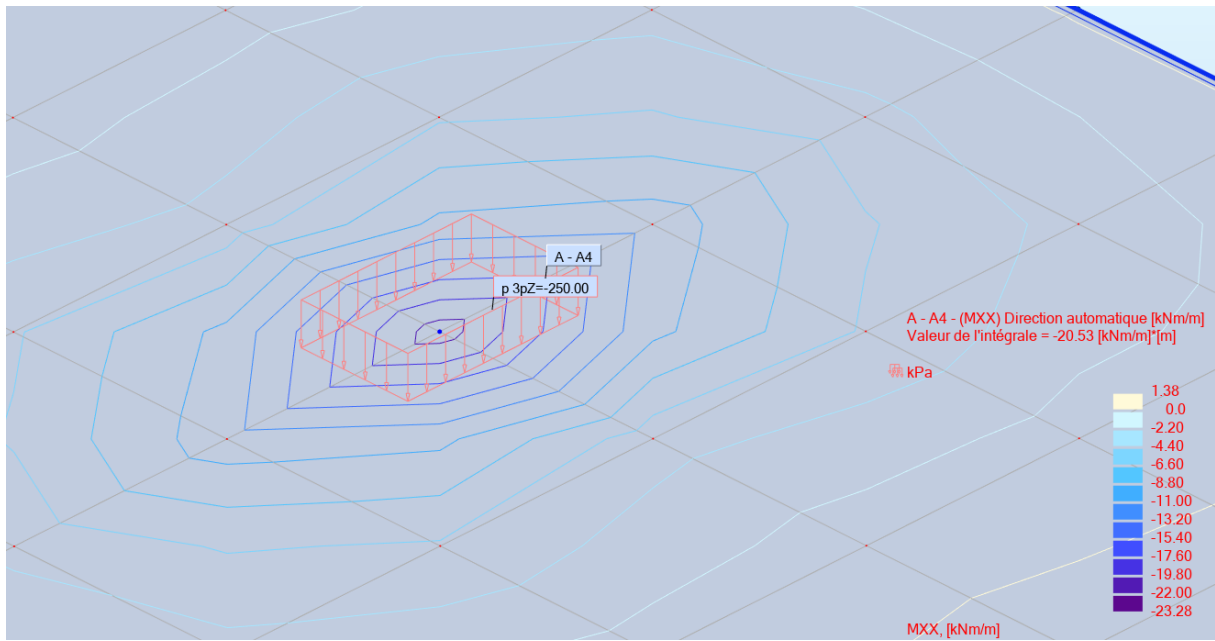
4.2 Utilisation d'un lissage automatisé – charge répartie – maille 100x100 cm²
 $M_y = 26.57 \text{ kN.m/m}$



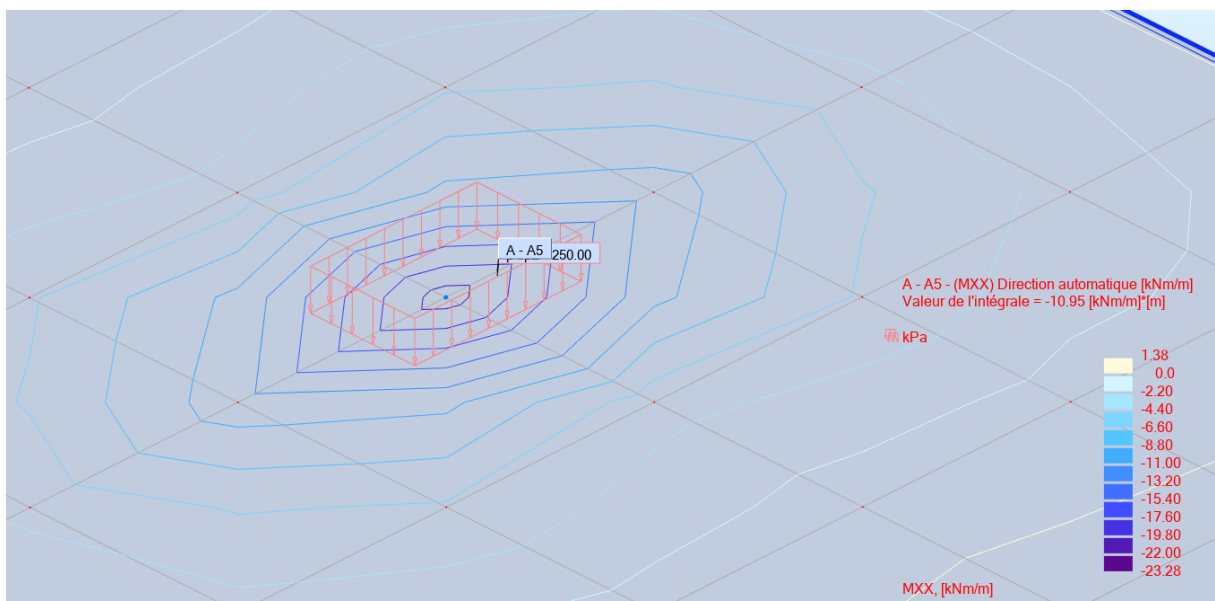
$M_y = 13.97 / 0.5 = 27.94 \text{ kN.m/m}$



$M_x = 20.53 \text{ kN.m/m}$



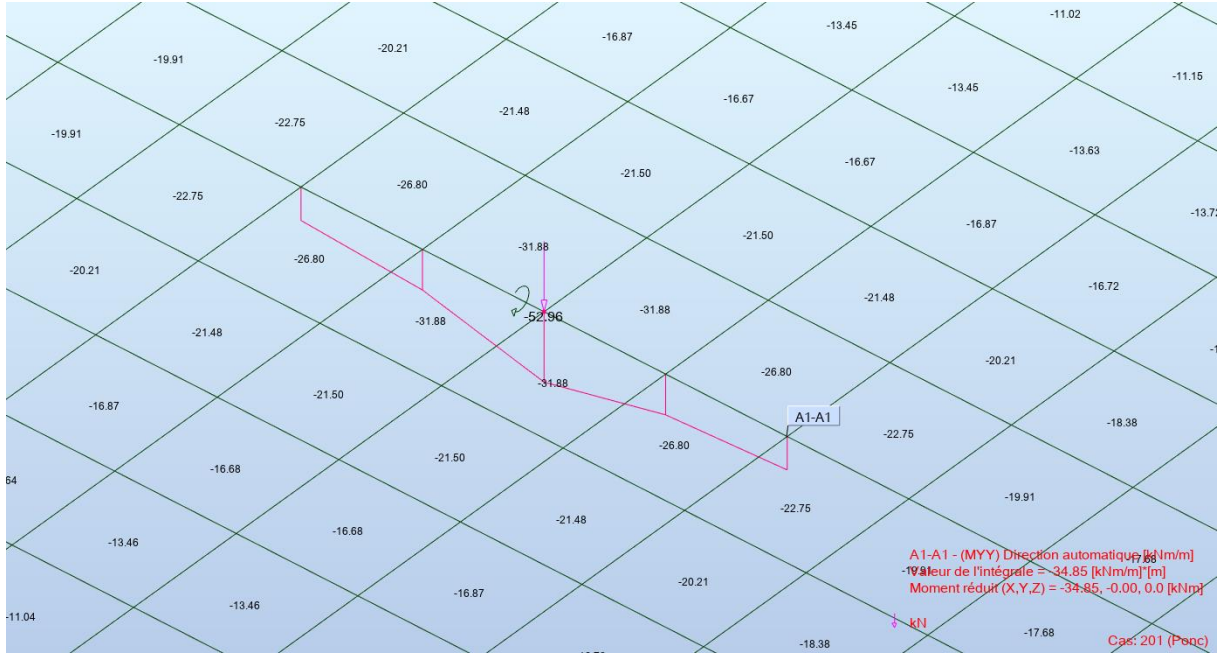
$M_x = 10.95/0.5 = 21.90 \text{ kN.m/m}$



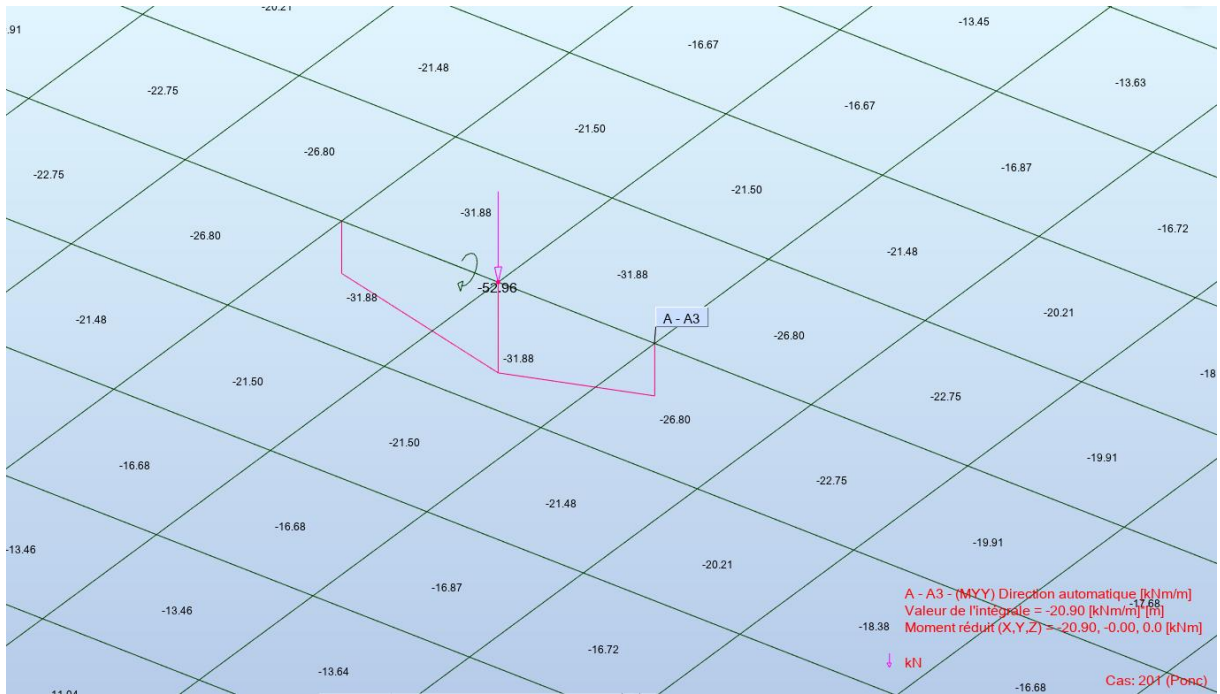
4.3 Lissage avec une force ponctuelle

Qu'on lisse sur 1.00 m ou 50 cm, la valeur lissée reste excessive.

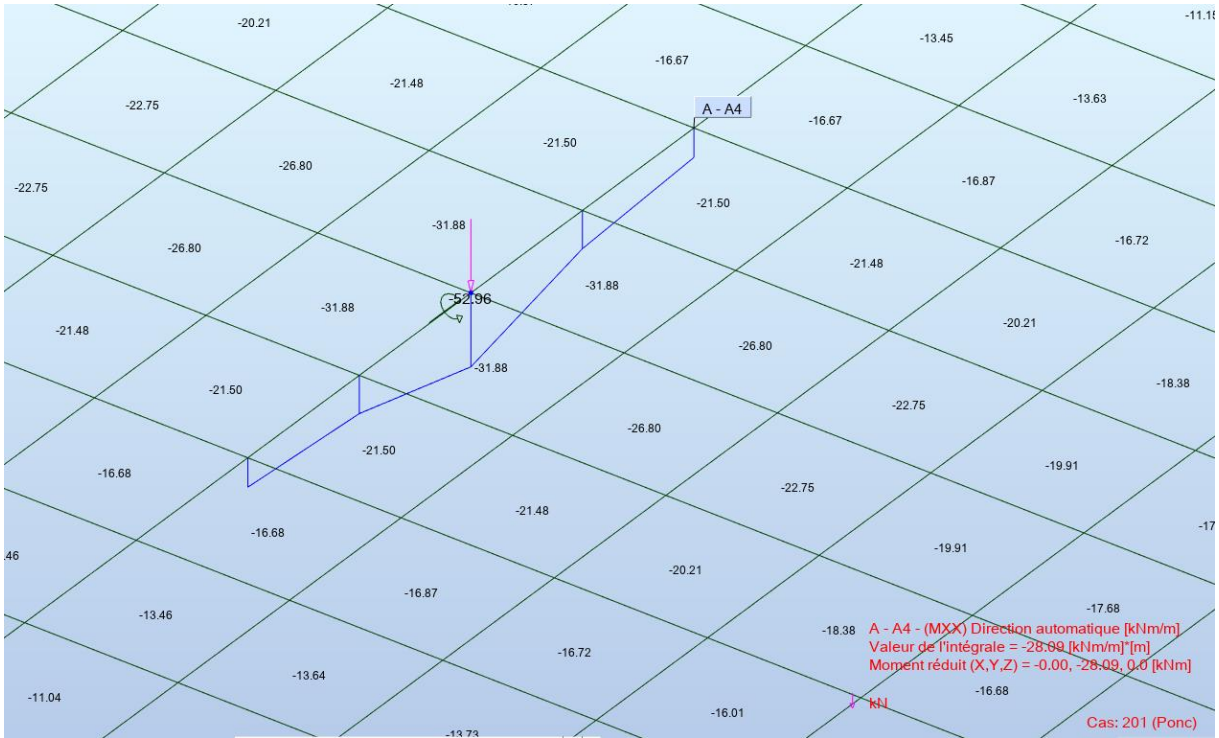
$M_y=34.85 \text{ kN.m/m}$




$M_y=20.9/0.50 \text{ m} = 41.80 \text{ kN.m/m}$



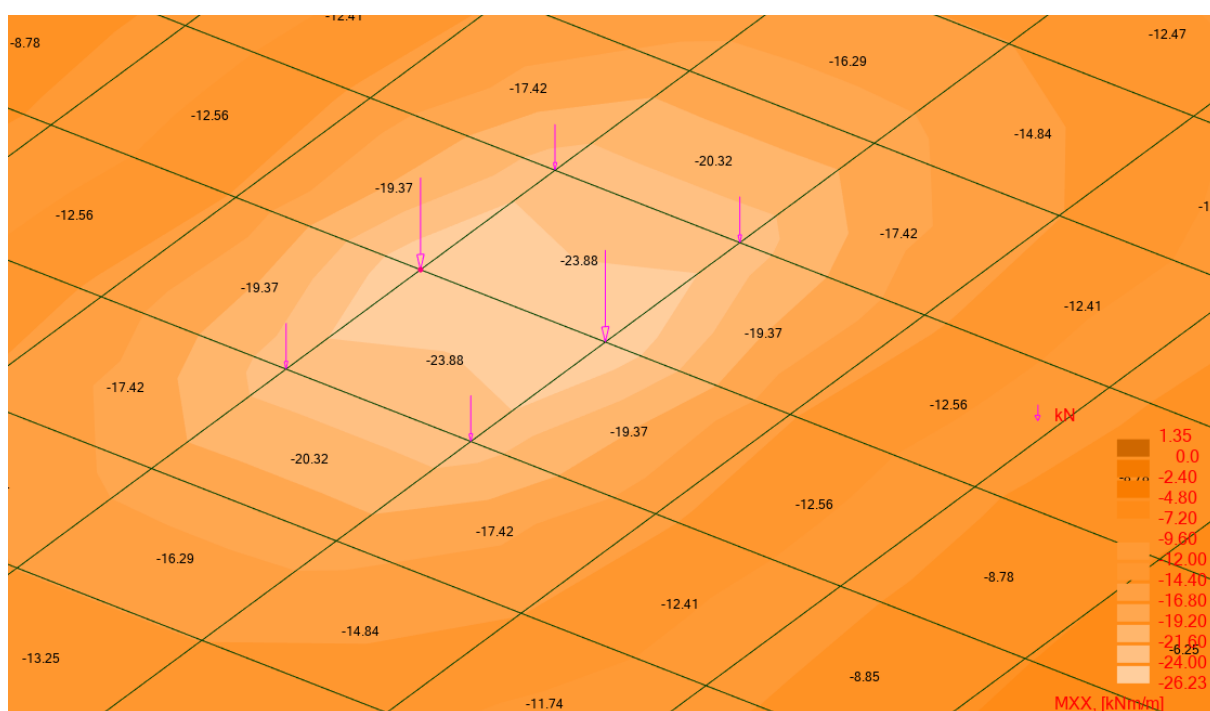
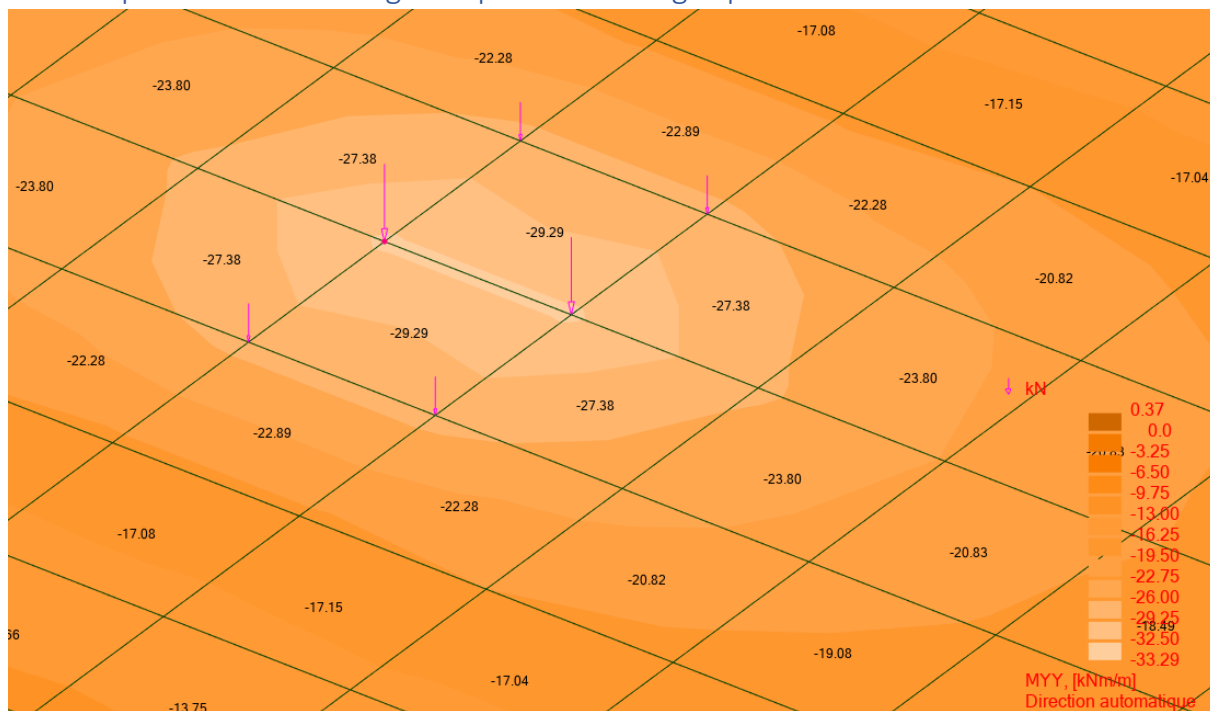
Mx=28.09 kN.m/m



Mx=18.56/0.5=37.12 kN.m/m

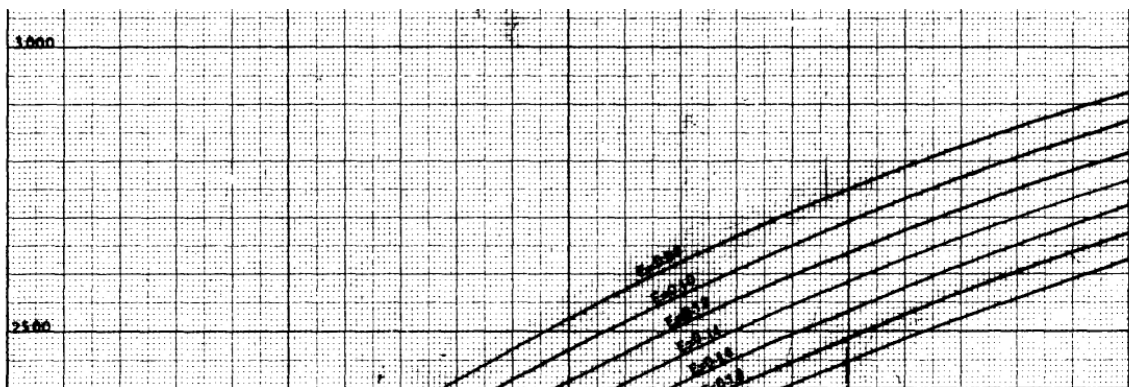



4.4 Répartition de la charge sur plusieurs charges ponctuelles

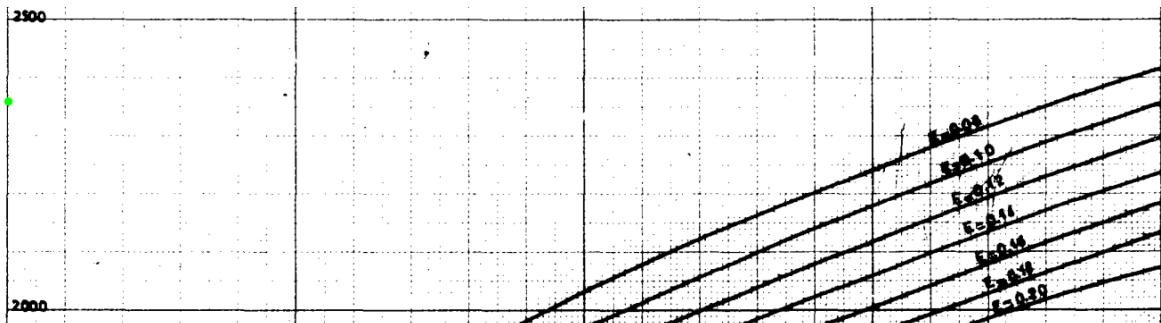
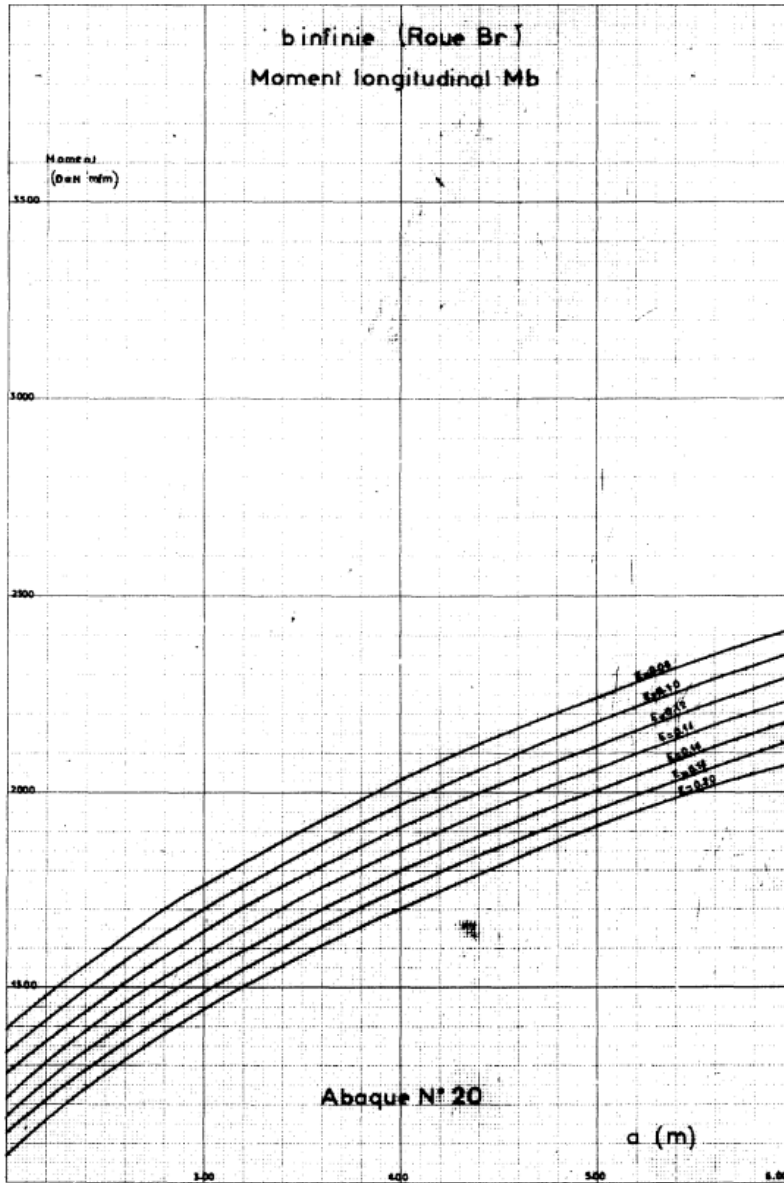


5 ANNEXE 2 – Abaques du SETRA – Bulletin technique n°1

- 45 -



M_a (transversal)=2870 t.m



Mb=2350 t.m

6 ANNEXE 3 – Abaques de Pücher

M =Valeur moyenne lue/8/ π *100 kN – cette méthode comprend une « certaine » marge d'erreur compte-tenu de ce qu'on lit sur les courbes de niveau.

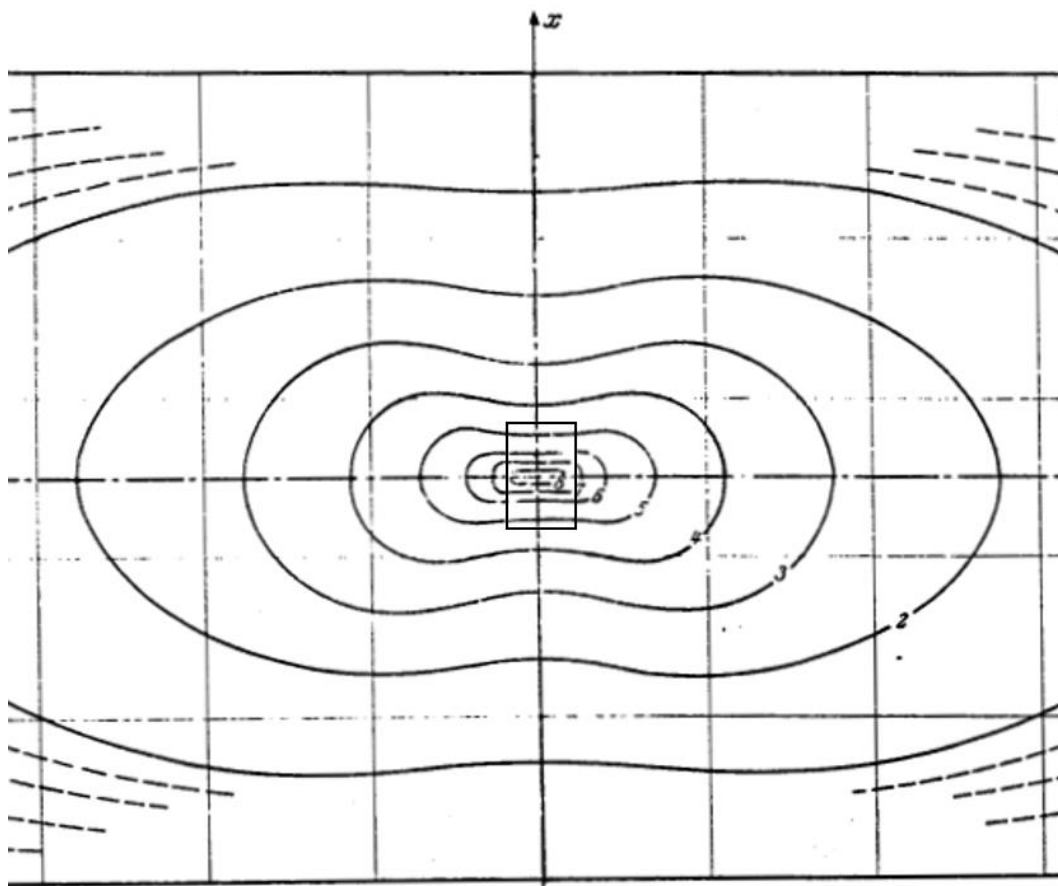
$$M_{xx}=M_x+vM_y \text{ et } M_{yy}=M_y+vM_x$$

Application numérique:

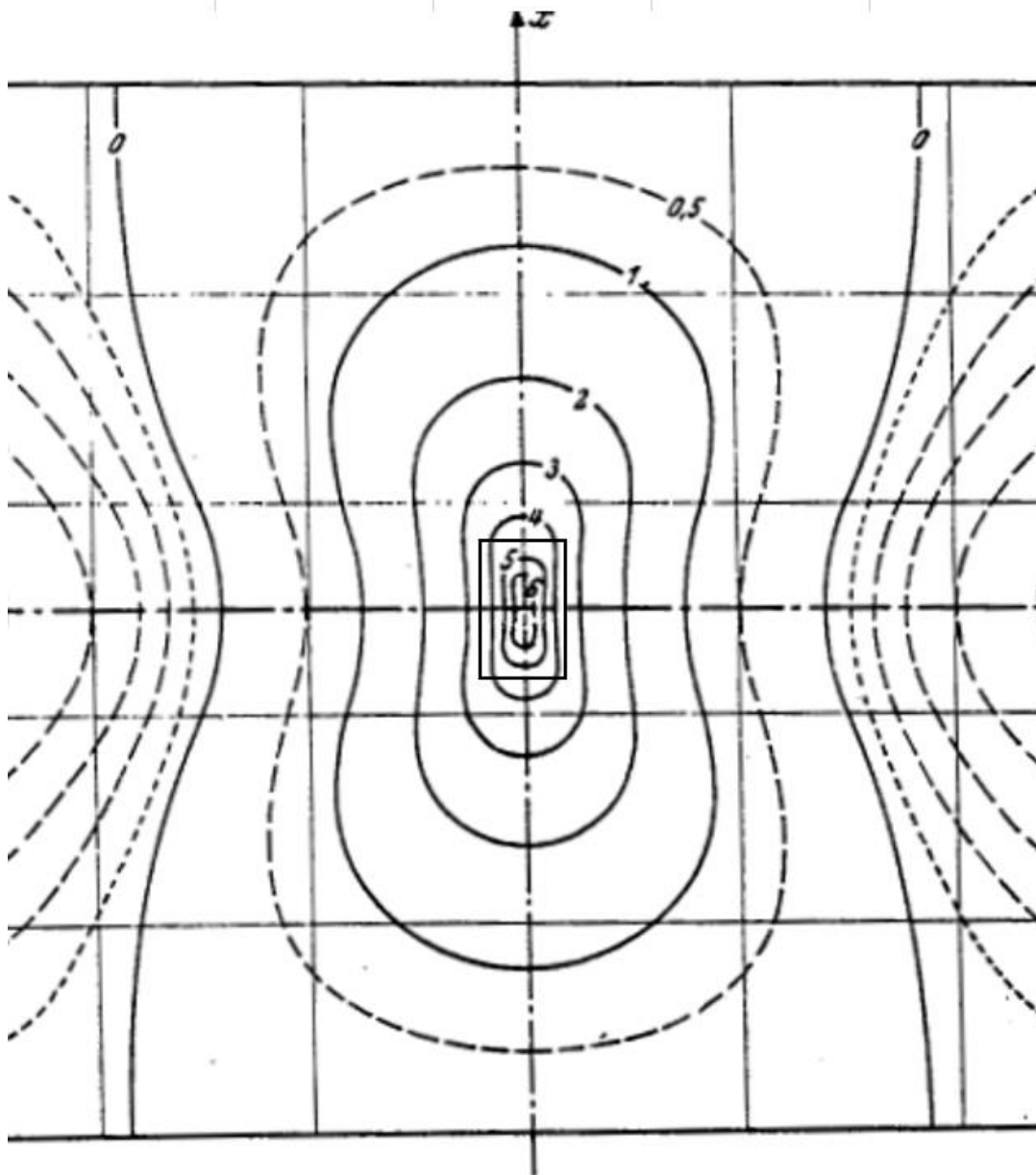
$$\text{On a } M_x \approx 24.3 \text{ kN.m/m } M_y \approx 19.9 \text{ kN.m/m}$$

$$\rightarrow M_{xx}=24.3+0.15 \times 19.9=27.3 \text{ kN.m/m}$$

$$\rightarrow M_{yy}=19.9+0.15 \times 24.3=23.5 \text{ kN.m/m}$$



Moment transversal (suivant x)



Moment longitudinal (suivant y)

7 ANNEXE 4 – Données du calcul EF

Matériaux $\nu=0.15$

Panneau	Epaisseur	Matériau	Type de maillage	Type de ferrailage	NU
2	EP25	BETON35_0.15	Coons	Plancher BA	0.15
12	EP25	BETON35_0.15	Coons	Plancher BA	0.15
13	EP25	BETON35_0.15	Coons	Plancher BA	0.15

Somme des réactions :

Noeud/Cas	FX [kN]	FY [kN]	FZ [kN]	MX [kNm]	MY [kNm]	MZ [kNm]
Cas 101	Br					
Somme totale	0.0	0.0	0.0	0.0	0.0	0.0
Somme réactions	0.0	0.0	100.00	550.00	-1000.00	0.0
Somme efforts	0.0	0.0	-100.00	-550.00	1000.00	0.0
Vérification	0.0	0.0	-0.00	-0.00	0.00	0.0
Précision	6.43486e-13	4.51850e-24				
Cas 102	Br_decalé					
Somme totale	0.0	0.0	0.0	0.0	0.0	0.0
Somme réactions	0.0	0.0	100.00	550.00	-1012.50	0.0
Somme efforts	0.0	0.0	-100.00	-550.00	1012.50	0.0
Vérification	0.0	0.0	-0.00	-0.00	0.00	0.0
Précision	7.68058e-13	4.56828e-24				
Cas 201	Ponc					
Somme totale	0.0	0.0	0.0	0.0	0.0	0.0
Somme réactions	0.0	0.0	100.00	550.00	-1000.00	0.0
Somme efforts	0.0	0.0	-100.00	-550.00	1000.00	0.0
Vérification	0.0	0.0	-0.00	-0.00	0.00	0.0
Précision	1.03246e-13	4.60995e-24				
Cas 202	Ponc_6forces					
Somme totale	0.0	0.0	0.0	0.0	0.0	0.0
Somme réactions	0.0	0.0	100.00	550.00	-1012.50	0.0
Somme efforts	0.0	0.0	-100.00	-550.00	1012.50	0.0
Vérification	0.0	0.0	-0.00	-0.00	0.00	0.0
Précision	4.12474e-13	4.63262e-24				